



THE QUILTING TIMES



July Newsletter

I hope everyone enjoyed Annette Plog's program and trunk show last month. It's always interesting to see the trunk shows of others. It's a way to get to know people and hear their history. I attended the workshop she gave on curved piecing. I plan to use mine for an autumn tablecloth with orange placemats to compliment it. We will see. I still have a lot to complete. Since we don't have a guild meeting this month, maybe find some extra time to work on a charity quilt or pillowcases. Stay cool and happy quilting! Kathy

No Program in July as we are not meeting.



August 20 Program with Deborah Boschert. "Exploring Art Quilt Collage"

Deborah Boschert is an artist, author and teacher. She creates art quilt collages with layers of fabric, paint and stitching. Her artwork make a visual impact from across the room and offers intimate, personal details upon close viewing.

Deborah lectures and teaches workshops both in person and virtually with artist groups and quilt guilds all over the US and internationally. She offers opportunities to explore fused appliqué, print making on fabric, captivating compositions, personal symbols and using stitch as a design element. Her workshops provide students with both structure and creative flexibility. She is known for her organization, enthusiastic spirit and encouraging vibe.


Deborah lives in Lewisville, Texas with her husband, Jeff and she's delighted her two grown kids live close by.

September 17 Program—

Terry Mosher The Life and Journey Of A Male Quilter

Terry has been quilting for over 30 years. He started with very traditional techniques (hand piecing, hand applique, and hand quilting), then transitioned to machine art quilts. He eventually achieved all the criteria to be in the Master's category for quilt show entries.

He has been teaching a variety of classes for many years, as well as presenting lectures, trunk shows, and workshops at quilt guilds. His quilting motto is "Do what you love and love what you do!"



No July Meeting

INSIDE THIS ISSUE:

Advertisers/Rates	4,5,9
Birthdays	10
Block of the Month	5,6, 8
Committees	3,4,10
Content	1
Door Prizes	6
Education Demos	3
Minutes	2
Mtg Time & Place	1,10
Newsletter Deadline	5
Officer List	4
President Letter	1
Programs	1
Pictures	7
Retreats	9
Show & Tell	7
Sunshine & Shadow	3
Treasurer Report	2
UFO Projects	3
What To Bring	10

MCKINNEY QUILTER'S GUILD MEETING
June 18, 2024

Kathy Chambliss called to order at 1:00 pm – Welcome members and guest.

Roxy Gross – there were 57 members present and 5 guests, one of whom rejoined. Our current membership stands at 111 members. There were no changes or additions to the May meeting minutes or Treasurer's report – both will be filed for audit.

Betsy Whiteman – Sara Lindsay's daughter has begun quilting and both will be attending the next QuiltCom. Betsy Whiteman will teach beginning quilting at Stitch House later in the summer.

Candy Koharchek won several prizes in the All Texas Shop Hop – a \$50 store prize, a quilt kit and rotary cutter grand prize in the Southwest region and a new Bernina grand prize in the all state drawing – Congratulations!

Roxy Gross – the final blocks in the mystery quilt will be published in the July newsletter to finish this year's quilt.

May Mini Madness – the Guild made \$2817 in this year's MMM; the mini quilt made \$285. Carol Surrells – the Treasurer's report will be published in the newsletter.

Lisa Terry – Education Committee there are still a few opportunities to do a quick demonstration before our meeting, please let Lisa know your topic and month available.

2024 Raffle quilt - envelopes with tickets for our current members are still available, please pick up and return the money ASAP. Travel coordinator still needed. It was discussed that if there is not enough interest in someone taking ownership of deciding on a pattern, buying fabric and getting a quilt made for next year as well as traveling to other guilds with it, we may forego making a charity quilt next year. The guild still supports numerous charities in other ways.

Elaine Henry – Project Linus: Community Quilters have moved into their new location and will be having a moving sale of items no longer needed.

Carolyn Kerr – Ryan's Cases for Smiles: 140 cases will be donated to support Camp Esperanza

Gisele Oakes – Operation Quilted Comfort: there a good number of kits available to be completed by September to be ready to take to Bonham – please pick up and help finish.

2025 Board Members: Gisele Oakes has stepped forward to be the president; Roxy Gross will continue as Membership officer and Sharon Wilhelm will continue as Information officer. Positions open for 2025 include Vice President (Programs), Treasurer, Secretary and Education Officer. Please let one of the current board members know ASAP if you are interested in a position; otherwise, the nominating committee will begin soliciting board members in September.

Cynthia Weisz– Stitchin Heaven Retreat: Sept 4-8; cost is \$415 due by July 20th. A few slots still available.

MJ Fielek – Curved piecing workshop on 6/19/24. Need a ½" bias tape maker.

Sashiko Embroidery Workshop will be 9/18/24 by Terry Mosher, \$42.

Suzan Crocker introduced Annette Plog – “The Care and Feeding of Your Stash”

Show and Tell and Door Prizes

No July Meeting Next meeting – August 20th with Deborah Boschert “Exploring Art Quilt Collages”

Meeting Adjourned 2:45 PM Minutes submitted by Gisele Oakes, Secretary

TREASURER'S REPORT

June 2024

Beginning Balance	\$22,191.91
Deposits	\$ 2,723.00
Distributions	<u>\$ 1,277.45</u>
Ending Balance	\$23,637.46

Pass Through \$\$ for September workshop	\$ 210.00
Pass Through \$\$ for Stitchin' Heaven Retreat	\$2,360.00
\$\$ collected from raffle quilt ticket sales	\$ 990.00

Report submitted by Carol Surrells, Treasurer

For the July Newsletter **Quilting Demonstration**

There is no quilting demonstration scheduled for July. But stay tuned, we have a couple of demos coming up once we confirm the dates!

We have so many talented members in our guild. Please consider sharing a skill in future months, volunteers are still needed.

Lisa Terry

“Ryan’s CaseforSmiles”



We now have Mary Shannon and Martha Jones cutting kits so we will have kits for the August Meeting. You have a chance to dig into your stash and make a few til then.

Thank you all for what you do for Ryan’s CaseforSmiles.

Carolyn Kerr

WORKSHOPS IN 2024

MJ Fielek will be at a table to sign up those who wish to take these workshops.

September 18, Wednesday- Terry Mosher

Sashiko Embroidery

10:00am-3:00pm at Fabric Fanatics, Plano

Space is limited to twelve. Fee \$42.00 Terry will provide small kits to work on that can be made into a pillow or applied to clothing.

UFO Challenge 2024

Sign ups are still being accepted. Get stuff done, win prizes! Text Candy Koharchik at 214-585-1317 or musicalrosary@tx.rr.com to sign up or record tasks completed.

Prize drawing at December meeting. Thanks Candy Koharchik at

musicalrosary@tx.rr.com.

Or call 214-585-1317.

Sunshine and Shadows

Sunshine

Lonetta Ingram’s husband, Jim is home from the hospital last Sunday and doing well. They really appreciate all the prayers sent for them.



Betsy Whiteman is back from her Mission Trip.




Community Quilters and Project Linus

They are moved into our new facilities at 1985 FM1138, Royce City, TX. We’re still sorting where things are best situated for optimal efficiency for our blanket makers and quilt kit designers. We did get the backsplash and kitchen counters finished. A riding lawnmower was donated; now if it would dry out enough that we could use it! Still waiting for Oncor to hook up our permanent power and the a/c guy to finish his installation of the 2nd and 3rd units. Come visit any Wednesday between 9-2. Elaine and Joe



Quiltengineer Cutting “Hay”

Quilt Hangers



By Quilt Ideas

**Quilt Hangers
& Accessories Div.**

1809 Midcrest Drive
Plano, Texas 75075
Phone 972-424-7791
Email: patterns@quiltideas.com
Websites: www.quiltideas.com

Loren & Sharon Wilhelm

Pinkeys Too Quilt Shop

1300 W Audie Murphy Pkwy #1,
Farmersville, TX 75442

[972\) 784-3080](tel:9727843080)

Pinkeystoo.com

Monday 10am - 5pm
Tuesday 10am - 5pm
Thursday 10am - 5pm
Friday 10am - 5pm
Saturday 10am - 2pm
Wednesday & Sunday Closed

- McKinney Quilter's Guild: 2024 Officers

President: Kathy Chambliss mckinneyquiltersguild@gmail.com	C/214-395-2154
Vice President: Suzan Crocker mckinneyquiltersguild@gmail.com	C/469-964-4566
Secretary: Gisele Oakes mckinneyquiltersguild@gmail.com	C/817-966-8445
Treasurer: Carol Surrells mckinneyquiltersguild@gmail.com	C/214-697-5318
Membership: Roxy Gross mckinneyquiltersguild@gmail.com	C/805-857-8788
Education: Lisa Terry mckinneyquiltersguild@gmail.com	C/469-733-6394
Information Officer/Newsletter: Sharon Wilhelm mckinneyquiltersguild@gmail.com	972-424-7791 C/972-743-3575
Webmaster: Bonnie Landon mckinneyquiltersguild@gmail.com	C/214-707-6745

2024 Committees and Chairpersons

Block of the Month-Roxy Gross

Christmas Luncheon-Cynthia Kullberg, Diane Taylor, & Mary Marrone

Door Prizes-Malinda Krzyzanowski & Deb Merrill

Education -Lisa Terry

Facilities -Guild Members

Friendship Blocks - Mary Ann Baltzer

May Mini Madness -Jean Ann Clarke, Chairperson—Sue Burt, Melissa Hoffman, Ronnie Stone & Bonnie Landon (pricing).

Meals on Wheels -Gisele Oakes -Harvest Boxes and Santa Bags

Membership -Roxy Gross

Name Tags -Roxy Gross

Newsletter, Publicity -Sharon Wilhelm

Operation Quilted Comfort/Veterans- Sharon Wilhelm & Gisele Oakes

Photographer -Donna Mikesch & Betsy Whiteman

Programs, & Facilities Suzan Crocker - Chairperson **Workshops**- MJ Fielek

Project Linus -Elaine Henry

Raffle Quilt 2024 -Open

Retreat/Spring -Red Boot Retreat- Hillsboro, Tx Carol Surrells & Lisa Terry

Retreat/Fall -Stitchin' Heaven, Quitman, Tx -Cynthia Weisz -Chairperson -Paula Washler & Marjy Duncan

Retreat/ Day -Open

Ryan's Case for Smiles -Carolyn Kerr, Chairperson - Mary Shannon

Sunshine and Shadows -Betsy Whiteman

UFO Projects -Candy Koharchik

Ways and Means -Officers

Website-Bonnie Landon

Yearbooks/Directory -Sharon Wilhelm

Block of the Month 7 2024

Thank you to all who have participated in this year's Block of the Month Program. I hope you enjoyed making the quilt as much as I liked bringing it to you. This issue of the newsletter and the guild's website has all the remaining blocks instructions and assembly. I know the Veterans Program would love to receive your quilt but I'm hoping you are making one for you too. As always, if you have questions or are experiencing any difficulties with the instructions, please give a holler. Happy Sewing, Roxy Gross

Block of the Month 7: Christmas Tree

This block contains four 3 1/2" x 6 1/2" flying geese. There are several ways to make flying geese; the instructions below are for two at a time. I prefer this method because mine seem to come out right.

There is a good tutorial online at:

<https://kristinesser.com/2018/07/12/how-to-make-a-flying-geese-block-5-different-ways/>

Fabric needed:

Tree top: two 7 1/2" squares green and six 4 1/4" background squares.

Tree trunk: 2" x 8 1/2" brown rectangle and two 2 3/4" x 8 1/2" background

Make 4 green flying geese: 3 1/2" x 6 1/2" (3" x 6" finished).

Place 2 background squares on opposite corners of each green square.

Draw a line diagonally from corner to corner and sew 1/4" on both sides of the line.

Cut on the marked line.

Draw a diagonal line on the two remaining background squares.

Place the marked background square in the exposed green corner and sew 1/4" both sides of the line.

Cut on the line and iron back the background corners.

Square the flying geese to 3 1/2" x 6 1/2".

Sew the flying geese together vertically to form the top of the tree.



Hint: sew with green side up and make sure you stitch a couple of threads up from where the seam crosses. This will insure you keep your point.

Tree top should measure 6 1/2" x 12 1/2".

Make the tree trunk.

Sew a 2 3/4" x 8 1/2" background rectangle on either side of the brown one to form the trunk.

Sew the top of the tree to the trunk section. Tree block should measure 6 1/2" x 20 1/2".



This can be embellished to look like a Christmas tree.

Advertising Rates

Business Card (3 1/2" x 2") \$ 6.00/month or \$12.00/quarter (3 consecutive mos.)

Quarter Page (4 1/4" x 5 1/2") \$10.00/month or \$24.00/quarter (3 consecutive mos.)

Half Page(5 1/2" x 8 1/2") \$15.00/month or \$36.00/quarter (3 consecutive mos)

Format: Microsoft Publisher or Word, PDF or JPEG.

Contact the Newsletter Editor Sharon Wilhelm 972-424-7791 or sharonwilhelm@tx.rr.com

Payment to McKinney Quilters Guild and Mail to Sharon Wilhelm, 1809 Midcrest Dr, Plano, Tx 75075

Newsletter Submissions Deadline: 1st Thursday. Please submit or contact your newsletter editor.

Block of the Month 8: 3 fall leaves

Fabric needed: background and 3 colors for leaves.

Cut one 7" square of each color and three 7" background squares.
 Cut three 4 1/2" squares of each color and two 4 1/2" background squares.

Make four HST of each color with background.

Place two 7" squares of fabric (one color & one background) right-sides together.
 Sew 1/4" seam around all 4 edges.
 Cut diagonally each way to make four HST.

Sew the squares together as shown to make 3 leaves.

Sew the three leaves together as shown.



Sew a 6 1/2" x 1 1/4" background strip to the top and bottom of the block.

**June Door Prizes
 We Appreciate You!**



Thank the Quilt Shops for their generous gifts to our guild. Thank you Missouri Star and our Guild Members for their donations! And especially to Malinda and Deb for the gathering!

- Box Car Quilts - Aubrey, Tx
 - Downtown Dry Goods - McKinney, Tx
 - Fabrics-4-You - Seagoville, Tx
 - Fabric Fanatics - Plano, Tx
 - Kaleidoscope Quilting Shop - Whitesboro, Tx
 - Minding My P's & Q'S - Plano, Tx
 - Not Your Mama's Quilt Store - Plano, Tx
 - Quilt Among Friends - Arlington, Tx
 - Quilt Country - Lewisville, Tx
 - Texas Quiltworks LLC- Rockwall, Tx
- Malinda Krzyzanowski and Deb Merrill

Block of the Month 9: Bow Tie blocks

Fabric needed: white and 2 colors for bow ties.

From white: Cut sixteen 2 1/2" squares.
 From each color: Cut sixteen 2 1/2" square and sixteen 1 1/2" x 1 1/2" squares.

Make center of bow ties

Sew a 1 1/2" colored square to the lower right corner of a background square.
 Sew a 1 1/2" colored square to the upper left corner of a background square.
 To reduce bulk, iron the center seam open.

Make bow ties

Align squares as shown. Sew eight bow tie blocks together.
 Strip should measure 4 1/2" x 32 1/2"



Sew a white or background strip 4 1/2" x 4 1/2" to each end of the bow tie strip and trim to 4 1/2" x 41 1/2"
 Add a background 2 1/2"x 41 1/2" rectangle to the top and bottom of the bow tie strip.

Square ladder strip

Sew 2 colors (or more if desired) of 2 1/2" x WOF together.
 Cut strip into sixteen 2 1/2" pieces and sew alternating colors together.
 The strip should measure 4 1/2" x 32 1/2".
 Sew a background strip 4 1/2" x 4 1/2" to each end of the bow tie strip and trim to 41 1/2"
 Add a background 2 1/2"x 41 1/2" rectangle to the top and bottom of the strip.

In my quilt, I did both and sowed one at the top and one at the bottom of the quilt.



Show and Tell



McKinney Quilter Guild 2024 Block of the Month

Sew the various blocks together to form the quilt below. I added a 1 ½” inch background strip for an inner border and a 3 ½” outer border. My quilt top measures 50” x 57”. A nice size for the Veterans program.

If you are making the quilt for Quilt of Valor, the recommended size is 60” x 80”. It can be no smaller than 55 x 65 and no larger than 72 x 90. My recommendation is to widen the borders to bring the width to the 55” - 60” required size. To increase the length of the quilt, select your favorite 10 ½” blocks (there are many 10” finished star patterns on the internet or use the sawtooth star block below). Make four 10” finished blocks and sew a 1” background strip on the left and right of the strip; trim to measure 10” x 41 ½”. Sew a 2 ½” x 41 ½” background strip to the top. Sew this row between the house row and the square ladder strip. This will add 11 ½” to the length which meets the QOV requirements. Of course, you may vary the additions to fit the size requirements and your own creativity.

Thank you so much for participating in this year’s Block of the Month. I enjoyed bringing it to you. Happy Sewing, Roxy



10” (finished) Sawtooth Star Block

	<p>1 Background for flying geese: 3 ½” x 5” 2 Color for flying geese: eight 3”x3”. 3 Center color 4 ½” x 5 ½”. 4 Background corners four 3” x 3”.</p> <p>Make four flying geese to sides. Lay out squares as shown and sew together. Trim to 10 ½” square, if necessary</p>	
--	--	--



Stitchin' Heaven Retreat Center - 321 Richards St., Quitman, Tx 75783

Fall Retreat September 4-8, 2024 Wed-Sunday \$415.00 Fee

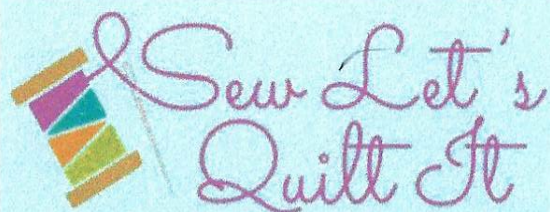
Come Away and Quilt at this beautiful place. Across the parking lot is the largest quilt shop in Texas. Meals are provided in the fee. Registration form can be emailed to you.

First 30 to sign up will be able to attend.

If you made a \$50 deposit to hold your spot. Final Payment of \$365.00 is due by July 20th.

There is no July meeting so you will have to mail (a few days early) your payment to Paula Washler, 502 Baltusrol Circle, Garland, Tx 75044.

Cynthia Weisz 214-325-6152 Paula Washler 765-625-0790



972-661-0044

- Quilting Classes
- Custom Quilting
- Edge-to-Edge Quilting
- Hundreds of quilting designs
- Choice of variegated or solid thread colors

Shop in store for:

- Creative Grids Rulers
- Huge selection of ByAnnie's hardware and stabilizers
- Quilter's Dream Batting
- Large selection of wide-back fabric
- Minky Cuddle Fabric
- Binding by the Yard
- Grunge, Solids, Thatched, and more fabric blenders

Remember !

**NO Meeting July 16, First Christian Church
1800 W Hunt St, McKinney**

- Remember no meeting in July due to church closing. You can bring your snacks to the August meeting to help those birthday girls.
- Take this time to work on those Veterans, Project Linus Quilts and RyansSmiles Pillowcases.
- Be sure to bring back those big zip lok bags that had the kits in them.

Happy July Birthdays

- 1 **Jan Robins**
- 2 **Diane Taylor**
- 9 **Marcia Yarnal**
- 13 **Sharon Wilhelm**
- 17 **Suzanne Powell**
- 23 **Mary Binder**
- 28 **Karletta Pruszynski**
- 29 **Bonnie Landon**

Since we don't meet this month some of your girls might bring something in August to help the few birthdays we have then.

**August
Happy Birthdays**

- 1 Linda Macias
- 1 Mary Stubbe
- 3 Joellen Brill
- 3 Rita Pope
- 6 Ann Shepler
- 25 Sandie Griego

Area Quilt Shops 2024 New Updates—Thanks to Malinda

Country Junction is **permanently closed**.
 Fabrics-4-You has a new address of **6155 FM 1390 Kaufman, Tx Cell Phone 214-577-2292 shopping by appointment**.
 Magnolia Quiltworks is **permanently closed**.
 Quilts Etc is actually in **Sour Lake** which is 4+ hours south of here.
 Sew Always last 4 digits of their phone number is **6342** and www.sewalways.com address.

Operation Quilted Comfort For Veterans

Thank You Thank You Thank You Thank You

We sent out 3 bags full of kits and a buggy full of Kits— and you took them all. And in return you filled the buggy back up with 13 finished quilts all sizes. You are all wonderful and making up for lost time. Hopefully, you will have time to finish up what is out there. I was hoping that we could take about 50– 80 and I think we can do that. We do have 25 quilts washed and ready. I do have a few kits that had some problems I fixed that I will be bringing in August and hopefully you will again help with those.

As July rolls around we are finding more sales on Patriotic fabrics. Thank you all who are out buying to help the cause. Thank you to Malinda and Mary that took the stacks of Reds and Blues to make pieced backs, 10” squares, 5” square, 3-1/2” x 6-1/2” rectangles and bindings. You did great! Also, found a bag of bindings in the bottom of the buggy—Thank you to whoever provided that. A big **THANK YOU** to Bonnie Longacre for the 10 Patriotic pillowcases you provide each month.

It does my heart good to see all the giving this guild does. Taking almost nothing and creating some wonderful things.

We have a stash of Mini Patriotic quilts and table runner to add to our Stash Sale next year.

Keep up the good work and don't forget to log in all your volunteer hours when you sign in for Roxy. As a 501(c)3 organization, our goal this year is 10,000 hours. You can count any volunteer hours you do for other organizations also.

Sharon Wilhelm/Gisele Oakes